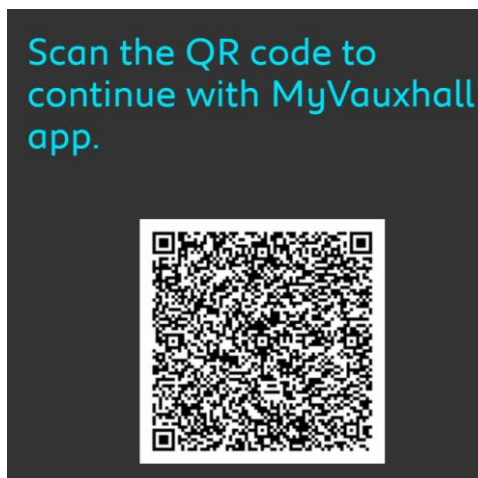


REMOTE CONTROL

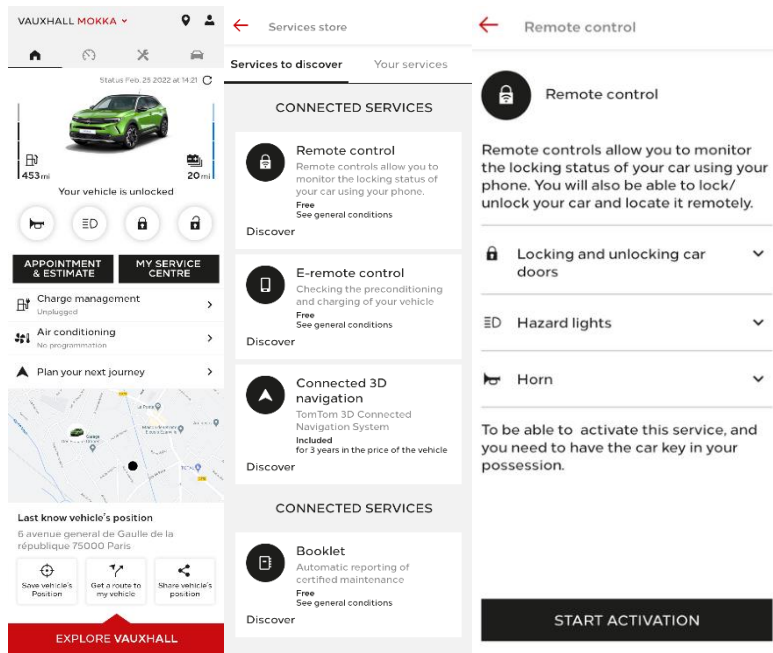
SUBSCRIPTION/ ASSOCIATION / ACTIVATION AND USE

To activate Remote Control for your vehicle, please follow this guide.

1. Ensure you have a valid MyVauxhall account and that your VIN has been added to your account. If you haven't yet installed the mobile app on your smartphone, you can easily do so by downloading the app from Google Play Store or Apple App Store.

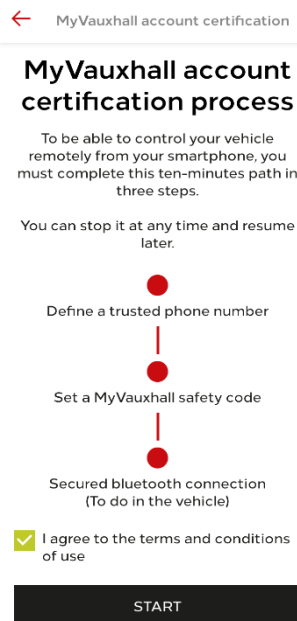


2. Log into your MyVauxhall, click on the vehicle icon on the bottom right and visit the Services store section. Select "Discover" and click on "Remote Control". Tap on "START ACTIVATION" and follow the steps to activate your new service.



You will be redirected on the Service Activation page, where you will find information and benefits of the Remote control features. Click on “GET” to continue the activation process.


Please make sure that you have read and accepted the General Terms and Conditions by ticking the acceptance box. Then START the process



You can now define and save your preferences. There are three steps to complete and the process should take around 10 minutes.

Step 1: Enter your phone number and enter the 6-digit code that you should have received via SMS

Trusted phone number



Define a trusted phone number

This telephone number will allow us to identify you in a secure way. It will be useful to ask you for confirmation of any secured operation.

Enter your trusted telephone number.

Country

Phone number

We have send you a 6-digit code by SMS. Please fill it in here to confirm your trusted phone number.

Received code

Re-send me the code

START CONTINUE CONTINUE


Trusted phone number

We have send you a 6-digit code by SMS. Please fill it in here to confirm your trusted phone number.

Received code

Re-send me the code

Trusted phone number



Your trusted phone number is defined!

CONTINUE

+	1	2	3	%
-	4	5	6	_
*	7	8	9	x
/	ABC	, @?#	0 = .	🔍

CONTINUE

Step 2 : Create your personal 4-digit Security Code.

You will first receive a 9-digit code via SMS. Enter this code in the app. That will allow you to then create your own security code (4-digit). With this code you will be able to access your vehicle remotely and to use all the Remote Control features.

← MyVauxhall account certification

MyVauxhall account certification process

To be able to control your vehicle remotely from your smartphone, you must complete this ten-minutes path in three steps.

You can stop it at any time and resume later.

Define a trusted phone number

Set a MyVauxhall safety code

Secured bluetooth connection
(To do in the vehicle)

START

✗ MyVauxhall safety code

Set a MyVauxhall safety code

This code, specific to your MyVauxhall account, enables us to authenticate you. Note it will be regularly requested to ensure that it is indeed you who are using the application.

START

← MyVauxhall safety code

We have send you a 9-digit code by SMS. You need to fill it to then set your safety code.

Received code

Re-send me the code

CONTINUE

← MyVauxhall safety code

We have send you a 9-digit code by SMS. You need to fill it to then set your safety code.

Received code
123223 ✓

Re-send me the code

Define a 4-digit safety code to interact with your car from your smartphone.

CONTINUE

← MyVauxhall safety code

Re-send me the code

Define a 4-digit safety code to interact with your car from your smartphone.

Set the safety code
123323 ✓

Confirm
123323 ✓

CONTINUE

✗ MyVauxhall safety code

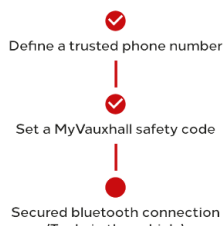


MyVauxhall safety code set

CONTINUE

+	1	2	3	%
-	4	5	6	⌂
*	7	8	9	✕
/	0	=	.	🔍
ABC	,	@?#		

+	1	2	3	%
-	4	5	6	⌂
*	7	8	9	✕
/	0	=	.	🔍
ABC	,	@?#		

Step 3: Connect your mobile phone to your vehicle using Bluetooth. You must be in your vehicle to complete this step. Switch on your vehicle engine and activate the Bluetooth function on your mobile phone. Click on "PAIR" to start the association.

<p>← MyVauxhall account certification</p>	<p>✗ Secured bluetooth connection</p>	<p>← Secured bluetooth connection</p>	<p>✗ Secured bluetooth connection</p>
<p>MyVauxhall account certification process</p> <p>To be able to control your vehicle remotely from your smartphone, you must complete this ten-minutes path in three steps.</p> <p>You can stop it at any time and resume later.</p>  <p>Define a trusted phone number</p> <p>Set a MyVauxhall safety code</p> <p>Secured bluetooth connection (To do in the vehicle)</p> <p>START</p>	<p></p> <p>Secured bluetooth connection</p> <p>Pick-up your car key, keep your phone with you, get on board and start the engine.</p> <p>START</p>	<p>Make sure you are ready</p> <ul style="list-style-type: none"> 📶 Ensure that your smartphone is connected to the internet via Wi-Fi or cellular (3G/4G) 📶 Turn on the engine, connect your smartphone to your car with bluetooth connexion Connect my smartphone to my car 🔒 Your vehicle's privacy mode (private mode) must allow data sharing. Handle my car data privacy <p>PAIR</p>	<p></p> <p>Secured bluetooth connection done</p> <p>FINISH</p>

Congratulations ! Remote Control service is now active: you may be asked to update your vehicle infotainment software to fully enjoy all the features and manage your car remotely.

HOW TO USE YOUR REMOTE CONTROL:

Once you have activated Remote Control for your vehicle, you can control the locking status of your car (lock and unlock the doors), turn on the headlights and the horn in few simple steps.

To remotely control your car, you just need to open MyVauxhall app, select the icon of the command that you would like to send to your vehicle, confirm the action and wait few seconds.

Remember that every 7 days you will be asked to confirm your security code to continue using the Remote Control benefits.

VAUXHALL MOKKA

Status Feb. 25 2022 at 14:21

453 mi | 20 mi

Your vehicle is unlocked

APPOINTMENT & ESTIMATE | MY SERVICE CENTRE

Charge management Unplugged

Air conditioning No programming

Plan your next journey

Last know vehicle's position
6 avenue general de Gaulle de la république 75000 Paris

Save vehicle's Position | Get a route to my vehicle | Share vehicle's position

EXPLORE VAUXHALL

VAUXHALL MOKKA

Status Feb. 25 2022 at 14:21

453 mi | 20 mi

Your vehicle is unlocked

APPOINTMENT & ESTIMATE | MY SERVICE CENTRE

Charge management Unplugged

Air conditioning No programming

Plan your next journey

Last know vehicle's position
6 avenue general de Gaulle de la république 75000 Paris

Save vehicle's Position | Get a route to my vehicle | Share vehicle's position

EXPLORE VAUXHALL

VAUXHALL MOKKA

Status Feb. 25 2022 at 14:21

Your vehicle has been locked

453 mi | 20 mi

Your vehicle is locked

APPOINTMENT & ESTIMATE | MY SERVICE CENTRE

Charge management Unplugged

Air conditioning No programming

Plan your next journey

Last know vehicle's position
6 avenue general de Gaulle de la république 75000 Paris

Save vehicle's Position | Get a route to my vehicle | Share vehicle's position

EXPLORE VAUXHALL